


ROOTT P



o - occlusal diameter (mm); i - intraosseous diameter (mm); a - apical diameter (mm); n - neck diameter;
α - total internal angle (°); s - intraosseous square area (mm²); i = internal.

o / L 16 mm 18 mm 20 mm 22 mm 24 mm 26 mm

ø 3.5 C3516mp C3518mp C3520mp C3522mp C3524mp C3526mp

i 2.8
i/ 1.7
s 175

i 2.7
i/ 1.7
s 198

i 2.5
i/ 1.5
s 220

i 2.6
i/ 1.5
s 248

i 2.6
i/ 1.5
s 274

i 2.6
i/ 1.5
s 297



ø 4.5 C4516mp C4518mp C4520mp C4522mp C4524mp C4526mp

i 3.9
i/ 1.8
s 251

i 3.7
i/ 1.7
s 290

i 3.6
i/ 1.5
s 329

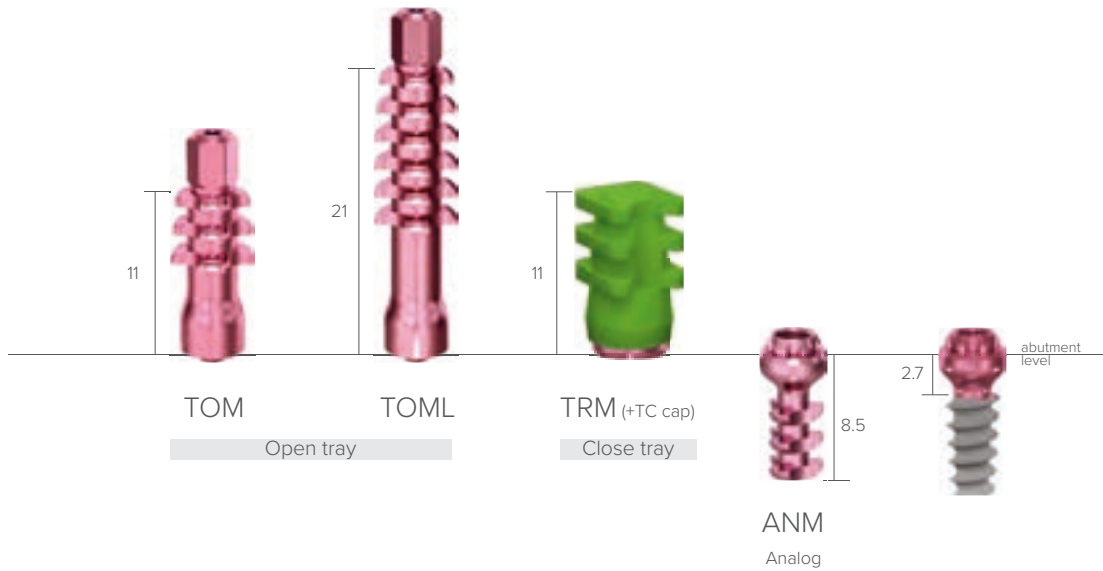
i 3.4
i/ 1.4
s 369

i 3.3
i/ 1.2
s 402

i 3.3
i/ 1.3
s 443



Transfers & implant analogs




Abutments



Healing abutments

Regular



Narrow

